












# Maple Valley Township Land Value Neighborhoods 2016

-LAKE DETAIL-

## Land Tables

-  **EXEMPT**
-  **401 - CORAL**  
ONE LOT = \$5,000/SITE, TWO LOTS = \$7,000/SITE, THREE LOTS = \$9,000/SITE, FOUR LOTS = \$11,000/SITE  
ACREAGE TABLE  
1 Acre - \$10,000, 1.5 Acres - \$12,000, 2 Acres - \$12,000, 2.5 Acres - \$16,000, 3 Acres - \$18,000, 4 Acres - \$20,500, 5 Acres - \$23,000, 7 Acres - \$28,000, 10 Acres - \$35,500, 15 Acres - \$42,000, 20 Acres - \$56,000, 25 Acres - \$70,000, 30 Acres - \$84,000, 40 Acres - \$112,000, 50 Acres - \$140,000, 100 Acres - \$280,000
-  **402 - TRUFANT**  
ONE LOT = \$5,000/SITE, TWO LOTS = \$7,000/SITE, THREE LOTS = \$9,000/SITE, FOUR LOTS = \$11,000/SITE  
ACREAGE TABLE  
1 Acre - \$10,000, 1.5 Acres - \$12,000, 2 Acres - \$12,000, 2.5 Acres - \$16,000, 3 Acres - \$18,000, 4 Acres - \$20,500, 5 Acres - \$23,000, 7 Acres - \$28,000, 10 Acres - \$35,500, 15 Acres - \$42,000, 20 Acres - \$56,000, 25 Acres - \$70,000, 30 Acres - \$84,000, 40 Acres - \$112,000, 50 Acres - \$140,000, 100 Acres - \$280,000
-  **400 - RESIDENTIAL**  
ACREAGE TABLE  
1 Acre - \$10,000, 1.5 Acres - \$12,000, 2 Acres - \$12,000, 2.5 Acres - \$16,000, 3 Acres - \$18,000, 4 Acres - \$20,500, 5 Acres - \$23,000, 7 Acres - \$28,000, 10 Acres - \$35,500, 15 Acres - \$42,000, 20 Acres - \$56,000, 25 Acres - \$70,000, 30 Acres - \$84,000, 40 Acres - \$112,000, 50 Acres - \$140,000, 100 Acres - \$280,000
-  **100 - AGRICULTURAL**  
AG ACREAGE = \$3,500/Acre
-  **450 - LAKES**  
LAKE FRONT = \$850/FF, ONE LOT = \$5,000/SITE  
ACREAGE TABLE  
1 Acre - \$10,000, 1.5 Acres - \$12,000, 2 Acres - \$12,000, 2.5 Acres - \$16,000, 3 Acres - \$18,000, 4 Acres - \$20,500, 5 Acres - \$23,000, 7 Acres - \$28,000, 10 Acres - \$35,500, 15 Acres - \$42,000, 20 Acres - \$56,000, 25 Acres - \$70,000, 30 Acres - \$84,000, 40 Acres - \$112,000, 50 Acres - \$140,000, 100 Acres - \$280,000
-  **451 - MUSKALONGE LAKE**  
LAKE FRONT = \$600/FF, ONE LOT = \$5,000/SITE, TWO LOTS = \$7,000/SITE, THREE LOTS = \$9,000/SITE, FOUR LOTS = \$11,000/SITE  
ACREAGE TABLE  
1 Acre - \$10,000, 1.5 Acres - \$12,000, 2 Acres - \$12,000, 2.5 Acres - \$16,000, 3 Acres - \$18,000, 4 Acres - \$20,500, 5 Acres - \$23,000, 7 Acres - \$28,000, 10 Acres - \$35,500, 15 Acres - \$42,000, 20 Acres - \$56,000, 25 Acres - \$70,000, 30 Acres - \$84,000, 40 Acres - \$112,000, 50 Acres - \$140,000, 100 Acres - \$280,000
-  **453- CODY LAKE**  
LAKE FRONT = \$550/FF, ONE LOT = \$5,000/SITE  
ACREAGE TABLE  
1 Acre - \$10,000, 1.5 Acres - \$12,000, 2 Acres - \$12,000, 2.5 Acres - \$16,000, 3 Acres - \$18,000, 4 Acres - \$20,500, 5 Acres - \$23,000, 7 Acres - \$28,000, 10 Acres - \$35,500, 15 Acres - \$42,000, 20 Acres - \$56,000, 25 Acres - \$70,000, 30 Acres - \$84,000, 40 Acres - \$112,000, 50 Acres - \$140,000, 100 Acres - \$280,000
-  **200 - COMMERCIAL (ACREAGE TABLE)**  
ACREAGE TABLE  
1 Acre - \$10,000, 1.5 Acres - \$12,000, 2 Acres - \$12,000, 2.5 Acres - \$16,000, 3 Acres - \$18,000, 4 Acres - \$20,500, 5 Acres - \$23,000, 7 Acres - \$28,000, 10 Acres - \$35,500, 15 Acres - \$42,000, 20 Acres - \$56,000, 25 Acres - \$70,000, 30 Acres - \$84,000, 40 Acres - \$112,000, 50 Acres - \$140,000, 100 Acres - \$280,000
-  **200 - COMMERCIAL (SITE RATES)**  
ONE LOT = \$5,000/SITE, TWO LOTS = \$7,000/SITE, THREE LOTS = \$9,000/SITE, FOUR LOTS = \$11,000/SITE, LAKE FRONT = \$600/FF
-  **300 - INDUSTRIAL**  
3 TO 4 ACRES = \$3,500/ACRE

